

Teamwork makes the dream work

Completing these games will encourage young people to work together, and will introduce them to some characters from the Pokémon team who have special skills

Suitable for Cubs

Transport water with Lapras

You will need

- containers of different shapes and sizes (5 per group)
- measuring jugs (1 per group)
- water

Instructions

1 Divide the young people into groups of about 5 and ask them to stand in rows. Give one container to each young person.

2 Pour the same amount of water into the first container of each group and challenge the young people to pour it as quickly as possible into the next container, then the next, without spilling it.

3 The person at the end of each line pours the remaining water into the measuring jug to see how much water has made it successfully to the end of the line.

Time needed
90 minutes over several sessions

Badge



Pokémon partners the Cub Collector Activity Badge

Partner

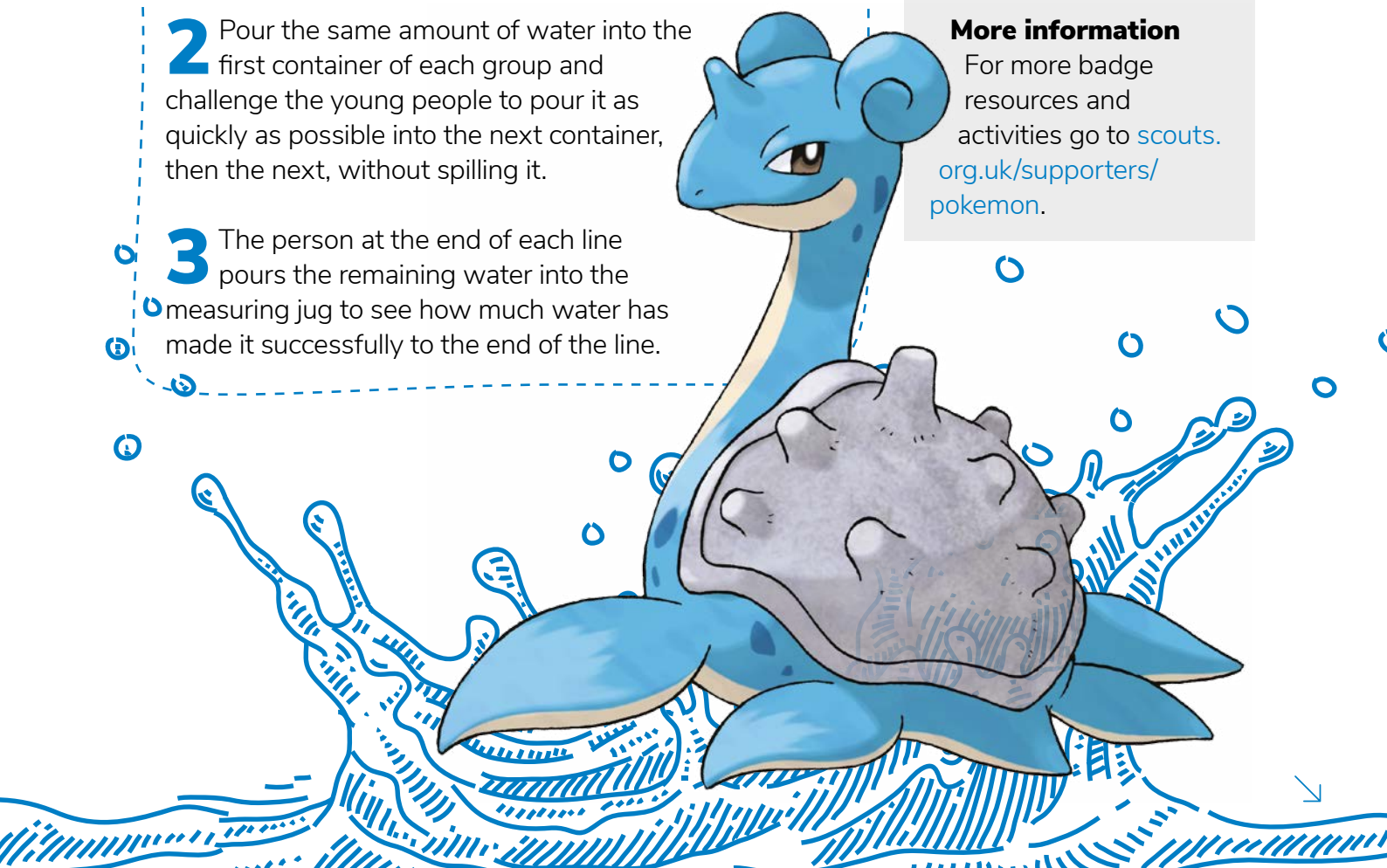


Outcomes

The young people will work in teams to do a range of activities that will also introduce them to Pokémon characters.

More information

For more badge resources and activities go to scouts.org.uk/supporters/pokemon.




Make sorbet with Vanilite

You will need

- food processor or blender (under adult supervision)
- frozen fruits of your choice – the best ones to use have a high water content, like mango, strawberries or raspberries (you can try different combinations)
- sweetener, such as maple syrup, agave or honey
- squeeze of lemon juice
- a little water or fruit juice (if required)

Instructions

- 1** Make sure nobody has any allergies or dietary requirements and take this into consideration when choosing your fruits and sweetener.
- 2** Add everything to the blender or food processor and whizz until smooth. If the mixture is too stiff, add a little water or fruit juice.
- 3** Everyone can enjoy a sweet but healthy treat!



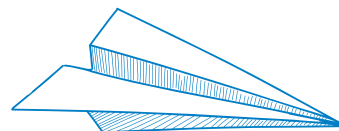
Hold a paper aeroplane competition with Drakloak

You will need

- A4 paper (different colours if possible)

Instructions

- 1** Divide everyone into small groups and give each group some different-coloured paper, so each group has one colour each. Challenge them to make the best paper aeroplanes that they can.
- 2** Everyone stands in a line and throws their planes as far as they can.
- 3** The team with the plane that flies the furthest is the winner.



Create tracking symbols using rocks with Geodude

You will need


- a collection of small stones or pebbles
- sticks (optional)
- paints or marker pens (optional)

Instructions


1 The young people can create a route for their friends to follow using stones and sticks to make tracking symbols.

2 Use different types of symbols to show 'turn left' or 'turn right'.


3 Challenge everyone to follow the path made with the tracking symbols.




Don't go this way




Go left



Go right



Straight on



Go left



Go right



Through our new partnership with Pokémon Trading Card Games, your Cub Group can now order free Pokémon Sword and Shield Fun Packs from Scout Stores! To order them for your Cub Group (while stocks last) go to: scouts.org.uk/supporters/pokemon.