




FROM GREY TO GREEN!

Buildings, roads and piles of rubbish have turned our world grey - UK wildlife needs your help! Follow these tips to create a green space and look after nature where you live.



DON'T FORGET!

You can identify plants and animals by downloading the free Seek app. Just point it at any living thing. It will also help you to spot invasive species, which you can carefully remove.



START SMALL

You don't need a big plot. Just a few pots, a window box or even wellies filled with wild flowers can help to create habitats for wildlife.



DIY COMPOST PILE

- 1 Create a sheltered spot with wooden pallets or a pre-made compost bin.
- 2 Make sure you have a good mixture of brown (cardboard, dead leaves, wood) and green (weeds, grass cuttings, uncooked food scraps) waste.
- 3 Turn it regularly and add some moisture occasionally, too.



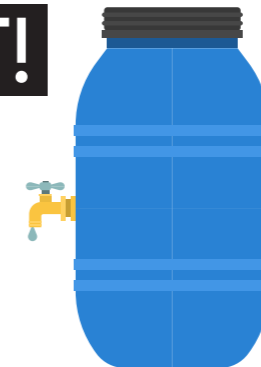
HELP HEDGEHOGS!

Hedgehog numbers have fallen by 50% in the last 20 years. Give them log piles to live in and provide a clear path and small gaps in fencing so they can travel in and out of your garden easily.



DON'T WASTE IT!

Buy or make a rain barrel to collect rainwater and water your garden with it. Store any extra water in screwtop bottles to use in dry weather.



LET IT BE!

Let a patch of grass grow to provide a home for frogs, newts and help pollinator insects and slow worms.

A FREE LUNCH!

Grow something easy and tasty like bush tomatoes, courgettes or purple sprouting broccoli. Just remember to water and feed them regularly.



WHAT A PEST!

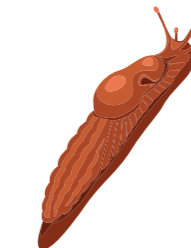
Slugs, aphids and weeds can stop some plants growing. Try these natural ways to control them.



Remove weeds using a garden fork, trowel or your hands! This job is easier when the soil is damp and the weeds are very small. Protect your hands by wearing garden gloves and remember to always wash your hands!



Ladybirds love munching aphids that can harm plants. Attract them by growing wildflowers.



Plants with a strong smell (e.g. mint, chives and rosemary) keep some pests away. Check which plants are happy together before planting them.



It's said a baby blue tit can eat 100 caterpillars! Make bird feeders to attract them to your garden.

Remember to check plants regularly and look out for pests. If you are worried about slugs and snails, remove them gently by hand and put them at least 20 m away.

GET INVOLVED!

A Million Hands gives you the opportunity to transform your local area into a haven for wildlife. Ask your leader to find out more.