



# SEEING THROUGH DIFFERENT EYES



OUR NAMES

.....


WE VISITED

.....

THE WEATHER TODAY IS



sunny



cloudy



windy



rainy

1. Look around. Can you find something:

- smooth    bumpy    wide    thin    young    mossy    round
- swaying    tall    rough    small    narrow    old

2. Look down. What can you see on the floor?

- flowers    fungi    ferns    old branches    dead leaves    shells
- roots    puddles    animal traces    seeds    insects

Other observations:

3. Look up. What can you see?  
.....  
.....

4.

What sounds can you hear? .....


.....

5.

How many different colours can you see?



red



yellow



orange



white



pink



purple



blue

6.

What else can you spot?

bird

grey squirrel

butterfly

acorn

feather

spider's web

an animal's home

ants

buds

leaves

a tree stump

7.


Using a digital camera, iPad or mobile phone take lots of photographs of your surroundings. Try to take photographs through 'different eyes' and perspectives, such as:



a beetle-eye view  
(up close and personal!)



an ant-eye view  
(taking an image while lying down on the ground)



a deer-eye view  
(taking an image whilst moving quickly)



a squirrel-eye view  
(looking through the trees)



a birds-eye view  
(looking down from above)



a human view - what takes your fancy / what do you instinctively connect with?

8.

How do you feel in nature? .....

.....

9.

The best thing we saw is .....

.....

The best thing we heard is .....

.....

The best thing we smelt is .....

.....