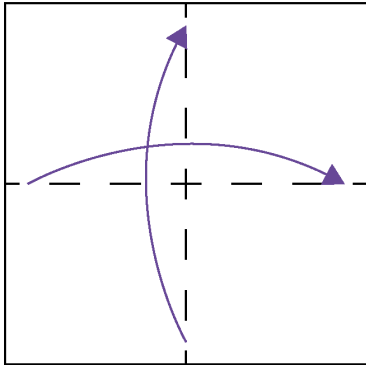
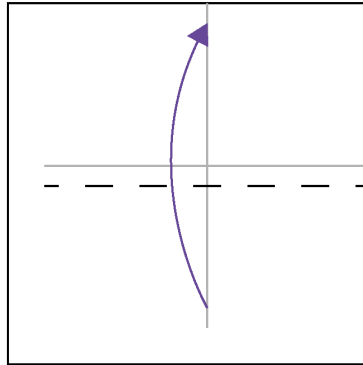


To foldly go

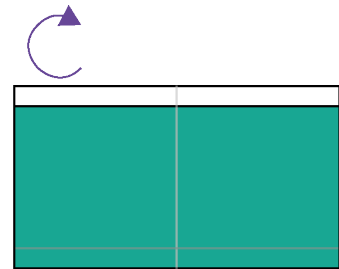
Follow these simple step by step instructions to craft your own uniform.



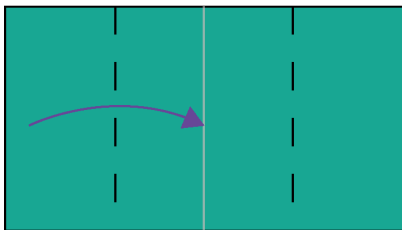
1. Fold into quarters along the dotted lines and fold back flat.



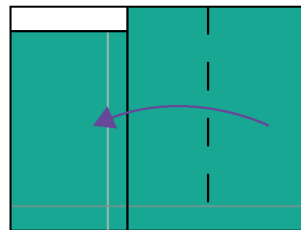
2. Fold along dotted line.



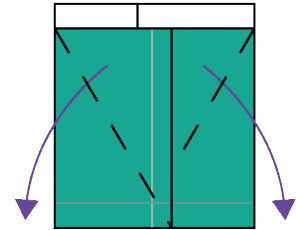
3. Flip over



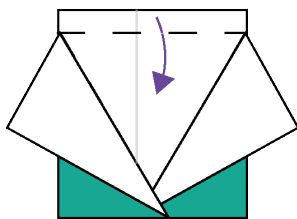
4. Fold in along the dotted line, the edge should reach over the centre line.



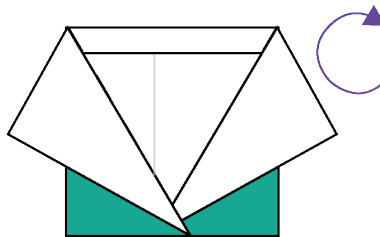
5. Fold in along the dotted line and insert under the folded left side to secure it.



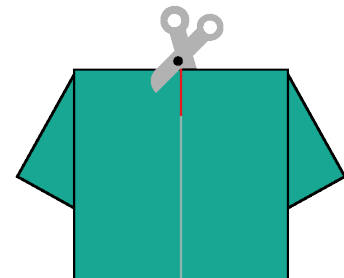
6. Fold out diagonally along the dotted lines.



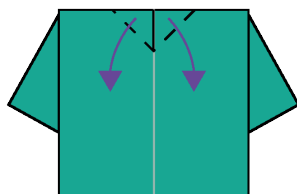
7. Fold along the dotted line and tuck under the top of folded triangles.



8. Fold along the dotted line and tuck under the top of folded triangles.



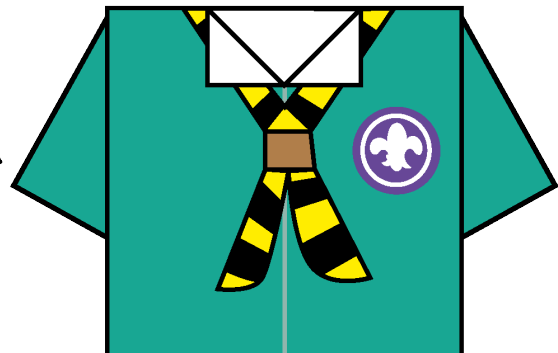
9. Make a short cut along the red line.



10. Fold over along the dotted lines.



11. Get creative.



12. Finished!