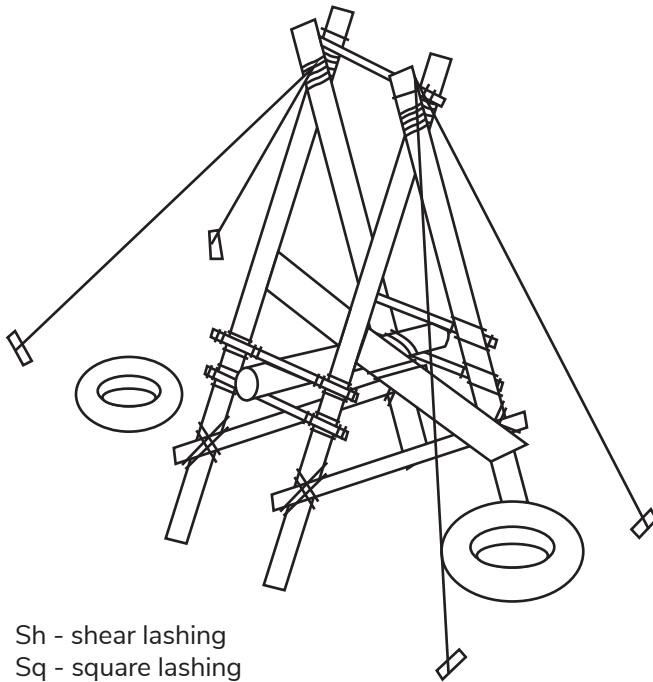




Scouts

Simple seesaws

Assembly instructions



Sh - shear lashing
 Sq - square lashing
 D - diagonal lashing
 Rt - round turn and two half hitches

You will need

21 x ropes for lashings and guys




4 x stakes to anchor project




1 x round spar for roller




4 x longer spars for A-frames



2 x spars for A-frame bases



5 x small spars for connectors



1 x sturdy plank as see saw seat

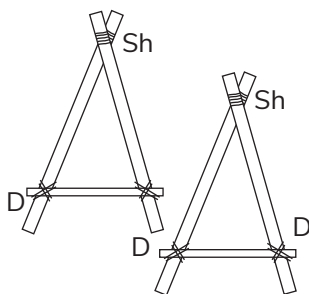


2 x tires to cushion landing

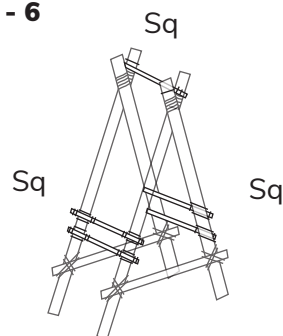


Steps

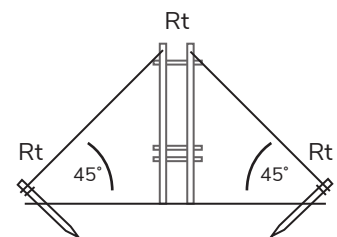
1-3



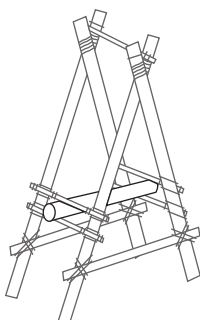
4 - 6



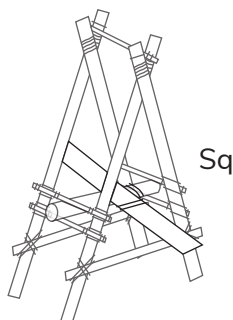
7



8



9



10

