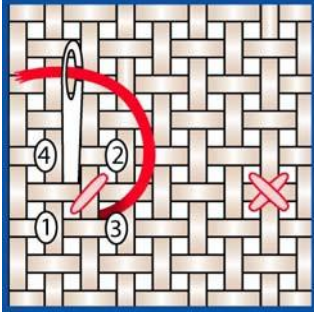


INSTRUCTIONS FOR CROSS STITCH



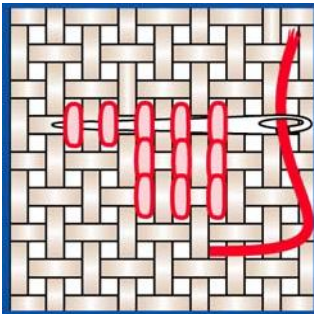
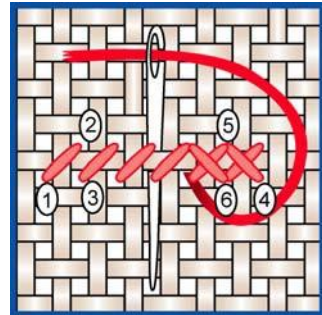
CROSS STITCH - INDIVIDUAL

An individual cross stitch is worked in the same sequence as a row of cross stitch. Bring the needle out at 1 and insert at 2, completing half the cross stitch. Then, bring it out at 3, directly below 2 and insert the needle at 4, above 1. Your individual cross stitch is complete.

CROSS STITCH - ROW

Bring the needle out at 1, insert at 2 and out again at 3. Continue this process until the desired number of stitches is completed for that row.

At the end of the row, work back, bringing the needle out at 4, inserting at 5 and out again at 6.



FINISHING OFF

To finish off your thread run the needle through the back of four or five stitches and trim the thread close to the cloth.

Should work become soiled, handwash in cold water with mild soap. Rinse well and dry flat in shade. Do not wring. Press from the back with a warm iron.

Diagram shows back of material