


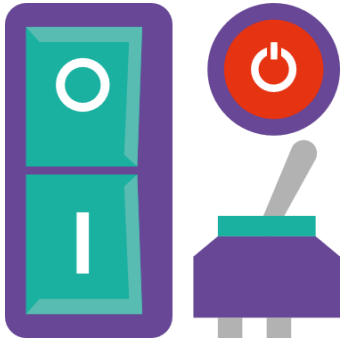
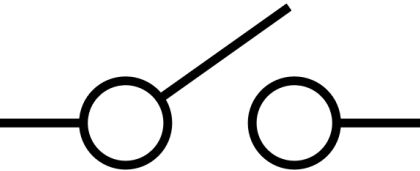

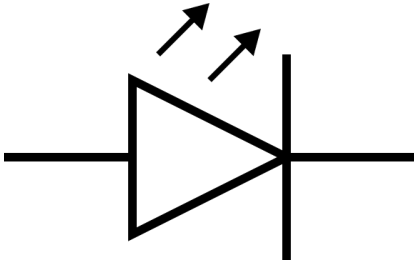
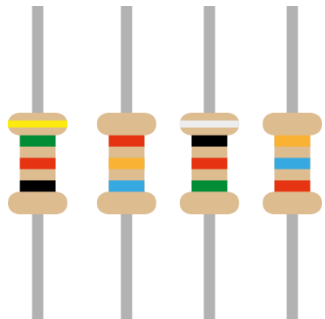

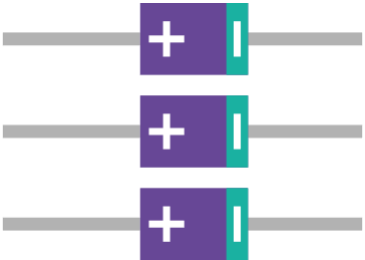
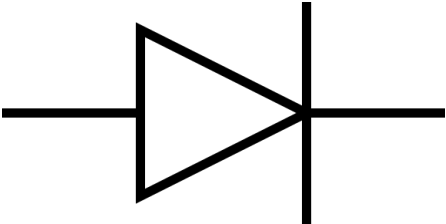


Component cards

Print and cut out the cards to play 'Wired world'.



Name	Image	Symbol	Description	Uses
Battery			Gives power to a circuit so it can work.	smoke alarms and torches.
Switch			Used in circuits to turn things on and off is fine	Lamp

<p>Light Emitting Diode (LED)</p>			<p>Gives out light when electricity flows through it.</p>	<p>Traffic light</p>
<p>Resistor</p>			<p>Slows down the flow of electricity in a circuit.</p>	<p>Television</p>
<p>Diode</p>			<p>Lets electricity flow in only one direction.</p>	<p>Power supply</p>